


































The Master Chorale of Tampa Bay 2008 Singer Survey



1. Please choose the best choice that indicates where you currently live:			
		Response Percent	Response Count
Hillsborough - West County		7.4%	7
Hillsborough - East County		13.8%	13
Hillsborough - Mid County		3.2%	3
Hillsborough - South County		10.6%	10
Hillsborough - North County		10.6%	10
Pinellas - South County		10.6%	10
Pinellas - Mid County		14.9%	14
Pinellas - North County		14.9%	14
Pasco - East County		1.1%	1
Pasco - West County		4.3%	4
Pasco - Mid County		1.1%	1
Pasco - North County		1.1%	1
Pasco - South County		1.1%	1
Polk - East County		0.0%	0
Polk - West County		1.1%	1
Polk - South County		0.0%	0
Polk - Mid County		0.0%	0
Polk - North County		0.0%	0
Sarasota - South County		2.1%	2
Sarasota - Mid County		0.0%	0
Sarasota - North County		0.0%	0
Other (please specify)		2.1%	2
		answered question	94
		skipped question	0



2. How far do you drive (round trip) for rehearsal on Tuesday evenings?			Response Percent	Response Count
0-10 miles			13.8%	13
11-20 miles			12.8%	12
21-30 miles			18.1%	17
31-40 miles			8.5%	8
41-50 miles			8.5%	8
51-60 miles			16.0%	15
61-70 miles			17.0%	16
71+ miles			5.3%	5
			<i>answered question</i>	94
			<i>skipped question</i>	0





3. Do you currently carpool?			Response Percent	Response Count
Yes			32.3%	30
No			67.7%	63
			<i>answered question</i>	93
			<i>skipped question</i>	1

4. If no, would you be interested in carpooling?			Response Percent	Response Count
Yes			26.2%	22
No			50.0%	42
N/A			23.8%	20
			answered question	84
			skipped question	10








5. If interested in carpooling, what role?			Response Percent	Response Count
Driver			2.7%	2
Rider			1.4%	1
Shared/Both			35.1%	26
N/A			60.8%	45
			answered question	74
			skipped question	20

6. Did you know that there is an online RideBoard in the Singer's Section of the website where you can post your carpooling needs and offers?			Response Percent	Response Count
Yes			77.4%	72
No			22.6%	21
			answered question	93
			skipped question	1



7. Would you use the online RideBoard if you needed a ride or had space in your car for other riders?			
		Response Percent	Response Count
Yes		68.9%	62
No		31.1%	28
answered question			90
skipped question			4

8. Will increased gas prices affect your decision to sing with the Chorale?			
		Response Percent	Response Count
Yes		13.2%	12
No		63.7%	58
Not sure		22.0%	20
N/A		1.1%	1
answered question			91
skipped question			3





9. Please select your age group:

		Response Percent	Response Count
<18		0.0%	0
18-24		4.3%	4
25-30		8.5%	8
31-40		13.8%	13
41-54		35.1%	33
55-64		21.3%	20
65-74		11.7%	11
75+		5.3%	5
		answered question	94
		skipped question	0






10. Please select your gender:



		Response Percent	Response Count
Female		54.3%	51
Male		45.7%	43
		answered question	94
		skipped question	0



11. Please select your ethnicity:




		Response Percent	Response Count
Caucasian		91.4%	85
African American		2.2%	2
Hispanic		5.4%	5
Asian		0.0%	0
American Indian		0.0%	0
East Indian		0.0%	0
Other		1.1%	1
		answered question	93
		skipped question	1

12. Please select your highest level of education:

		Response Percent	Response Count
High School		5.3%	5
2 year degree		8.5%	8
4 year degree		41.5%	39
Masters		34.0%	32
Doctorate		10.6%	10
		answered question	94
		skipped question	0

13. Are you currently a college student?			Response Percent	Response Count
Yes			4.3%	4
No			95.7%	90
			answered question	94
			skipped question	0

14. If you are a college graduate, is one or more of your degrees in music?			Response Percent	Response Count
Yes			36.8%	28
No			63.2%	48
			answered question	76
			skipped question	18







15. (For those who auditioned starting in 2007) Communication prior to my audition prepared me for the audition process.			Response Percent	Response Count
Yes			23.9%	22
No			3.3%	3
I joined the Chorale before 2007.			72.8%	67
If you answered no, please provide your opinion for improvement:				3
			answered question	92
			skipped question	2






16. Rate the audition process as a whole.

	Exceeded my expectations	Met my expectations	Needs Improvement	Unsatisfactory	N/A: I joined the Chorale more than two years ago	Rating Average	Res C
The audition process...	2.3% (2)	29.1% (25)	4.7% (4)	0.0% (0)	64.0% (55)	2.06	
Please provide your opinion for improvement:							
	<i>answered question</i>						
	<i>skipped question</i>						

17. Rate how communication of your successful audition was handled.

	Very Professionally	Professionally	Unprofessionally	Very Unprofessionally	N/A: I joined the Chorale more than two years ago	Rating Average
Communication to me of my successful audition was handled...	16.1% (14)	23.0% (20)	0.0% (0)	0.0% (0)	60.9% (53)	1.5
Please provide your opinion for improvement:						
	<i>answered question</i>					
	<i>skipped question</i>					

18. Communication with me prior to my vocal placement prepared me for the process.			Response Percent	Response Count
Strongly Agree			13.6%	12
Agree			50.0%	44
Somewhat Agree			14.8%	13
Somewhat Disagree			3.4%	3
Disagree			1.1%	1
Strongly Disagree			0.0%	0
N/A: Last year was my first year to audition.			17.0%	15
Please provide your opinion for improvement:				3
answered question				88
skipped question				6

19. The vocal placement process...			Response Percent	Response Count
Exceeded my Expectations			2.2%	2
Met my Expectations			73.0%	65
Needs Improvement			7.9%	7
Was Unsatisfactory			1.1%	1
N/A: Last year was my first year to audition.			15.7%	14
Please provide your opinion for improvement:				10
answered question				89
skipped question				5

20. Rate how communication of your successful voice placement was handled.

	Very Professionally	Professionally	Unprofessionally	Very Unprofessionally	N/A: Last year was my first year to audition.	Rating Average
Communication to me of my successful voice placement was handled...	20.5% (18)	63.6% (56)	1.1% (1)	0.0% (0)	14.8% (13)	1.5
Please provide your opinion for improvement:						
	<i>answered question</i>					
	<i>skipped question</i>					






21. Pick the answer that best describes your feelings about the statement below:

	Strongly Agree	Agree	Somewhat Agree	Somewhat Disagree	Disagree	Strongly Disagree	N/A: Last year was my first year to audition.	Rating Average
I feel vocal placements are important.	34.1% (31)	38.5% (35)	13.2% (12)	0.0% (0)	2.2% (2)	0.0% (0)	12.1% (11)	1.84
Please provide your opinion for improvement:								
	<i>answered question</i>							
	<i>skipped question</i>							











22. Choose the top three reasons why you sing with The Master Chorale:

	First	Second	Third	Rating Average	Response Count
Variety of repertoire	6.9% (2)	17.2% (5)	75.9% (22)	2.69	29
Music and Artistic Director, Richard Zielinski	17.1% (7)	46.3% (19)	36.6% (15)	2.20	41
Camaraderie with other singers	5.9% (1)	11.8% (2)	82.4% (14)	2.76	17
Performing with an orchestra	20.8% (11)	37.7% (20)	41.5% (22)	2.21	53
Singing in a high quality chorus	61.4% (51)	30.1% (25)	8.4% (7)	1.47	83
Creative Outlet	41.5% (22)	39.6% (21)	18.9% (10)	1.77	53
Other (please specify)					4
answered question					94
skipped question					0



23. How do you feel we are doing with administering the Attendance Policy (Attendance Policy can be found in the Singer's Section of our website):

		Response Percent	Response Count
Too Strict		1.1%	1
Too Lenient		28.0%	26
Just Right		44.1%	41
Don't Know		14.0%	13
Other (please specify)		12.9%	12
answered question			93
skipped question			1




24. Would you, or someone you know (spouse, partner, young adult, relative, neighbor, etc.) be willing to volunteer with any of the following opportunities? Check all that apply.

		Response Percent	Response Count
CD sales at concert venues		28.0%	7
Usher functions		32.0%	8
Concert Set-up (chairs, risers, tables, etc.)		28.0%	7
Ticket sales at concert venue		36.0%	9
Assist with "Will Call" (reserved tickets)		20.0%	5
Pick up and deliver supplies		8.0%	2
Data Entry		28.0%	7
General Office Assistance		24.0%	6
Participate with fund-raisers		16.0%	4
Assist with an annual Gala event		20.0%	5
Please tell us how to contact them by either entering their information here or by contacting our office. (Text entered here will not be published in the survey results)			12
answered question			25
skipped question			69



25. Should singers be expected to sell tickets?

		Response Percent	Response Count
Yes		64.1%	59
No		35.9%	33
answered question			92
skipped question			2




26. If you answered yes to question 1, select your preferred range of minimum ticket sales per concert series:




		Response Percent	Response Count
1 - 2 per concert series		36.7%	22
3 - 5 per concert series		46.7%	28
6 - 10 per concert series		16.7%	10
More than 10 per concert series		0.0%	0
		answered question	60
		skipped question	34



27. If given a choice, which would you choose?

		Response Percent	Response Count
Annual dues		51.6%	47
Minimum number of ticket sales		48.4%	44
		answered question	91
		skipped question	3




28. If singers were expected to sell tickets or expected to contribute financially to the organization, would this affect your decision to sing with The Master Chorale?




		Response Percent	Response Count
Yes		21.5%	20
No		54.8%	51
Don't know		23.7%	22
		answered question	93
		skipped question	1

29. I think the cost of our last "Discover!" concert series tickets were: (adult ticket price \$20)			Response Percent	Response Count
About Right			72.8%	67
Too High			25.0%	23
Too Low			2.2%	2
			answered question	92
			skipped question	2



30. I think the costs of our Christmas concerts are: (adult ticket prices \$36, \$26 and \$18)			Response Percent	Response Count
About Right			76.9%	70
Too High			23.1%	21
Too Low			0.0%	0
			answered question	91
			skipped question	3







31. Please share two ideas of how to better facilitate singer ticket sales in terms of individual sales and group sales:		Response Count
		46
		answered question
		46
		skipped question
		48




32. Should the Board solicit MC singers for donations?			Response Percent	Response Count
MC Singers should not be asked for donations at all			23.9%	22
MC Singers should be asked for donations			53.3%	49
Don't Know			22.8%	21
Please explain your choice:				57
answered question				92
skipped question				2



33. Consider how much time you spent on Master Chorale activities this past season (2007-2008) and choose one of the following statements:			Response Percent	Response Count
I wish MC required less time			18.5%	17
MC requires about the right amount of time			71.7%	66
I wish I could spend more time on MC activities			9.8%	9
answered question				92
skipped question				2



34. Pick the answer that best describes your feelings on the statement below:								
	Strongly Agree	Agree	Somewhat Agree	Somewhat Disagree	Disagree	Strongly Disagree	Rating Average	Response Count
I would enjoy having additional opportunities to get together socially with other MC singers.	9.8% (9)	27.2% (25)	43.5% (40)	9.8% (9)	8.7% (8)	1.1% (1)	2.84	9
answered question								9
skipped question								



35. Would you be interested in attending a master class or workshop for choral singers?			
		Response Percent	Response Count
Yes		80.6%	75
No		19.4%	18
answered question			93
skipped question			1




36. On average, how many hours did you spend per week to prepare for rehearsal?			
		Response Percent	Response Count
less than 1 hour		11.7%	11
1-2 hours		48.9%	46
2-3 hours		24.5%	23
3-4 hours		7.4%	7
4-5 hours		5.3%	5
5+ hours		2.1%	2
answered question			94
skipped question			0



37. Do you find the resources posted in the Singer's Section of the website useful?			
		Response Percent	Response Count
Yes		91.3%	84
No		2.2%	2
I've never visited the Singer's Section on the website.		6.5%	6
Please provide your opinion for improvement:			8
answered question			92
skipped question			2

38. Did you review Dr. Z's marked scores placed on the MC website?				
			Response Percent	Response Count
Yes			91.4%	85
No			8.6%	8
			answered question	93
			skipped question	1

39. If you answered yes to question 6, was the online marked score beneficial to you?				
			Response Percent	Response Count
Yes			79.8%	71
No			11.2%	10
N/A			9.0%	8
			answered question	89
			skipped question	5

40. Were the sectional rehearsals beneficial to you?				
			Response Percent	Response Count
Yes			74.2%	69
No			25.8%	24
			answered question	93
			skipped question	1

41. If you answered yes to question 8, would you like...			
		Response Percent	Response Count
more time dedicated to sectional rehearsals		19.8%	16
less time dedicated to sectional rehearsals		21.0%	17
time spent in sectionals was just right		59.3%	48
Please provide your opinion for improvement:			30
answered question			81
skipped question			13

42. If additional optional rehearsal time was made available prior to 7:30pm on Tuesday evenings, would you attend?			
		Response Percent	Response Count
Yes		46.2%	42
No		53.8%	49
answered question			91
skipped question			3

43. Please provide one recommendation to make it easier for you to perform at the highest artistic level:		Response Count
		64
answered question		64
skipped question		30







44. How often should MC organize a trip or tour?			Response Percent	Response Count
Every year			18.9%	17
Every other year			40.0%	36
Every three years			31.1%	28
Every four years			10.0%	9
Never			0.0%	0
			answered question	90
			skipped question	4

45. How long do you think MC trips or international tours should be?			Response Percent	Response Count
5 days or less			10.0%	9
6 - 10 days			80.0%	72
11 days or more			10.0%	9
			answered question	90
			skipped question	4



46. The concert selections for 2007-2008 were:			Response Percent	Response Count
Too easy			19.6%	18
Appropriate for me			44.6%	41
Challenging, but I mastered them			35.9%	33
Too challenging			0.0%	0
			answered question	92
			skipped question	2



47. Pick the best answer that reflects your enjoyment of the 2007-2008 season:			Response Percent	Response Count
I loved it!			46.7%	43
I liked most of it			51.1%	47
I liked very little of it			2.2%	2
I didn't like it at all			0.0%	0
Please explain your choice:				49
answered question				92
skipped question				2



48. Please name ONE piece of music that you would really love to sing with MC:		Response Count
		66
answered question		66
skipped question		28



49. How many years have you been singing choral music?			Response Percent	Response Count
Less than 2 years			5.5%	5
3-5 years			5.5%	5
6-10 years			18.7%	17
11-20 years			19.8%	18
21+ years			46.2%	42
Other (please specify)			4.4%	4
answered question				91
skipped question				3



50. What was it that attracted you most to The Master Chorale?		
		Response Count
		85
		<i>answered question</i> 85
		<i>skipped question</i> 9



51. Did you know that The Master Chorale is a non-profit organization?			
		Response Percent	Response Count
Yes		93.3%	84
No		6.7%	6
		<i>answered question</i>	90
		<i>skipped question</i>	4

52. Do you sing choral music with groups other than The Master Chorale? (i.e. church, college chorale, etc.)			
		Response Percent	Response Count
Yes		70.3%	64
No		29.7%	27
		<i>answered question</i>	91
		<i>skipped question</i>	3

53. Do other members of your household sing choral music?			
		Response Percent	Response Count
Yes		37.4%	34
No		62.6%	57
		<i>answered question</i>	91
		<i>skipped question</i>	3



54. Do you play a musical instrument?			Response Percent	Response Count
Yes			60.4%	55
No			39.6%	36
			answered question	91
			skipped question	3



55. Have you ever taken voice lessons?			Response Percent	Response Count
Yes			74.4%	67
No			25.6%	23
			answered question	90
			skipped question	4



56. Do you currently teach music? (i.e. school teacher, private voice lessons, private instrumental lessons, etc.)			Response Percent	Response Count
Yes			12.4%	11
No			87.6%	78
			answered question	89
			skipped question	5

57. What do you value most about your association with the MC?		Response Count
		78
		answered question
		78
		skipped question
		16

58. What is your understanding of the mission of the MC?		
		Response Count
		66
<i>answered question</i>		66
<i>skipped question</i>		28

59. Do you purchase choral music for your own pleasure?			
		Response Percent	Response Count
Yes		57.3%	51
No		42.7%	38
<i>answered question</i>			89
<i>skipped question</i>			5

60. Do you belong to one or more service or civic organizations?			
		Response Percent	Response Count
Yes		43.3%	39
No		56.7%	51
<i>answered question</i>			90
<i>skipped question</i>			4

61. Is there one thing you would like to see changed about the MC?			Response Percent	Response Count
Yes			61.7%	50
No			38.3%	31
			If yes, what is it?	51
			<i>answered question</i>	81
			<i>skipped question</i>	13

62. What ideas can you suggest that will help us continue to achieve greater heights in artistic excellence?			Response Count	
			52	
			<i>answered question</i>	52
			<i>skipped question</i>	42

63. Do you have other thoughts to share as we plan for the future?			Response Count	
			45	
			<i>answered question</i>	45
			<i>skipped question</i>	49